



To access the Campus Portal you must have completed the following:

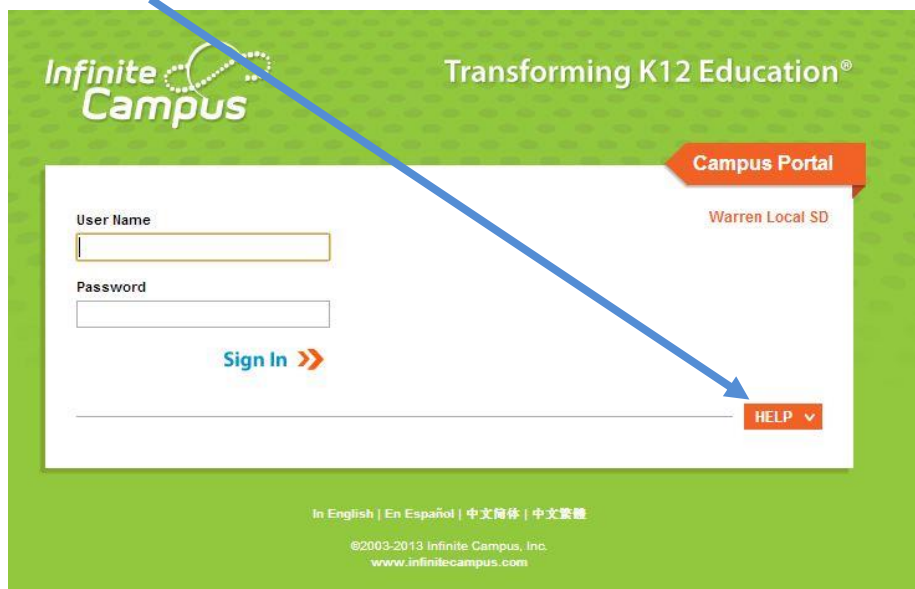
- Census Verification Form listing **all** students living in your household. You can check with school personnel to determine if you have submitted this form or email parentportal@warrenlocal.org. This form is available at all schools, or on our district website located at www.warrenlocal.org> Infinite Campus> Census Verification Form
- After submitting the Census Verification Form, you will receive a letter with your personal activation key. Once you have your personal activation key follow the directions below to setup your Campus Portal account.

Setting up your Campus Portal account

1. Open your web browser of choice (Internet Explorer, Mozilla Firefox, Google Chrome, Safari), and navigate to www.warrenlocal.org. Click on Infinite Campus and select Campus Portal.



2. Next, click on the "HELP" button located at the bottom right side of the Campus Portal Login screen.



3. You should now see some new text displayed. Select the “click here” link next to “If you have been assigned a Campus Portal Activation Key” text.

Infinite Campus Transforming K12 Education®

Campus Portal
Warren Local SD

User Name

Password

Sign In >>

HELP ^

Problems logging in?
If you have been assigned a Campus Portal Activation Key, [click here](#)
If you do not have an Activation Key, [click here](#)

Tell me more!

4. You will now enter the “Campus Portal Activation Key” that was sent to you.

Note: If you do not have a Campus Portal Activation Key please see the previous information about accessing the Campus Portal.

Infinite Campus Transforming K12 Education®

Campus Portal
Warren Local SD

Activating your Campus Portal account

Activating your Campus Portal parent portal account is easy. All you need is your Campus Portal Activation Key sent to you by your child's school.

Activation Key

{ - - - - }

Submit

Enter Activation Key Here

Press Submit

- Once you have entered your activation key correctly you will now be taken to a page to create your username and password to gain access to the Campus Portal. Fill out the information requested in the text boxes and press **Create Account**.

Infinite Campus Transforming K12 Education®

Campus Portal

Campus Portal account creation successful! Warren Local SD

Welcome , you are now ready to create your Campus Portal account. You must enter a user name and password that you will use to access Campus Portal in the future.

User Name

Password
 0%

Verify Password

- The following page confirms the setup of your Campus Portal account. You may now login to the Campus Portal using the the username and password you created in step 5.

Infinite Campus Transforming K12 Education®

Campus Portal

Campus Portal account creation Warren Local SD

Congratulations! You have successfully created your Campus Portal account. [Click here](#) to enter Campus Portal login page.

[In English | En Español | 中文简体 | 中文繁體](#)

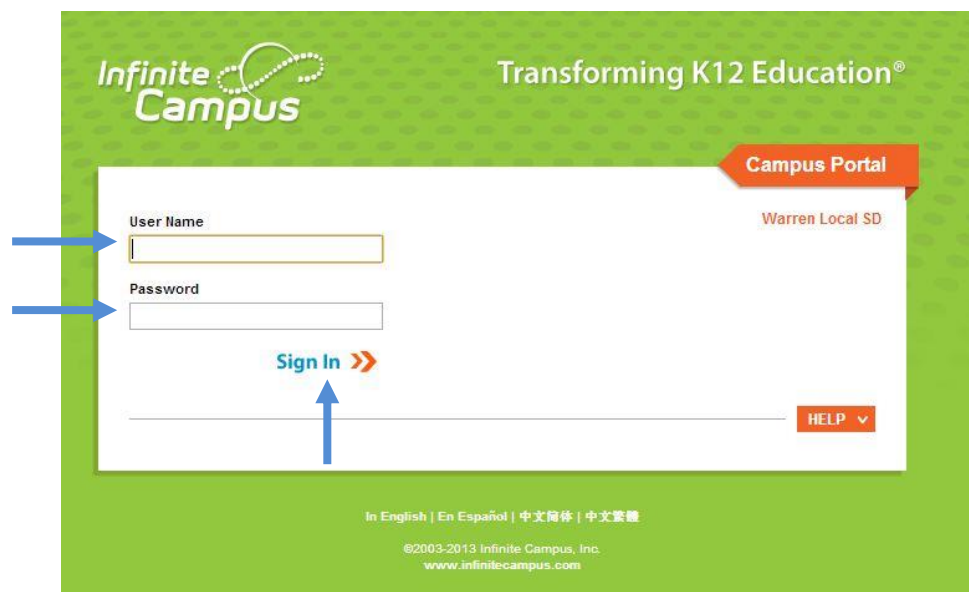
©2003-2013 Infinite Campus, Inc.
www.infinitecampus.com

Logging into the Campus Portal

1. Open your web browser of choice (Internet Explorer, Mozilla Firefox, Google Chrome, Safari), and navigate to www.warrenlocal.org. Click on Infinite Campus and select Campus Portal.

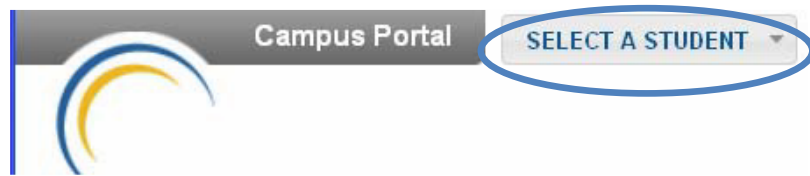


2. Enter the username and password combination you created in “Setting up your Campus Portal Account” steps



Navigating the Campus Portal

If you have more than one student in your household, choose the student you wish to view under “Select a Student.”



The menu on the left side of the webpage displays options for viewing. Note you may not see all of these options for your child. If you have children in different buildings the options you see may vary from child to child.

Calendar	
Schedule	>
Attendance	>
Grades	>
Fees	>
Family	
Messages	>
Calendar	>
Fees	>
Payments	>
Food Service	>
User Account	
Account Management	>
Contact Preferences	>

Accessing the Campus Portal from anywhere

You may access the Campus Portal from any internet connected device by either navigating to the Campus Portal webpage or on an iPhone/iPad or Android smartphone utilizing the FREE Campus Portal app.

Search for the “Infinite Campus Mobile Portal” app on your devices mobile application store. When asked for the district access code type the following: **VPRKSH**

